

10 Steps to create a powerful trend analysis for your business

Description

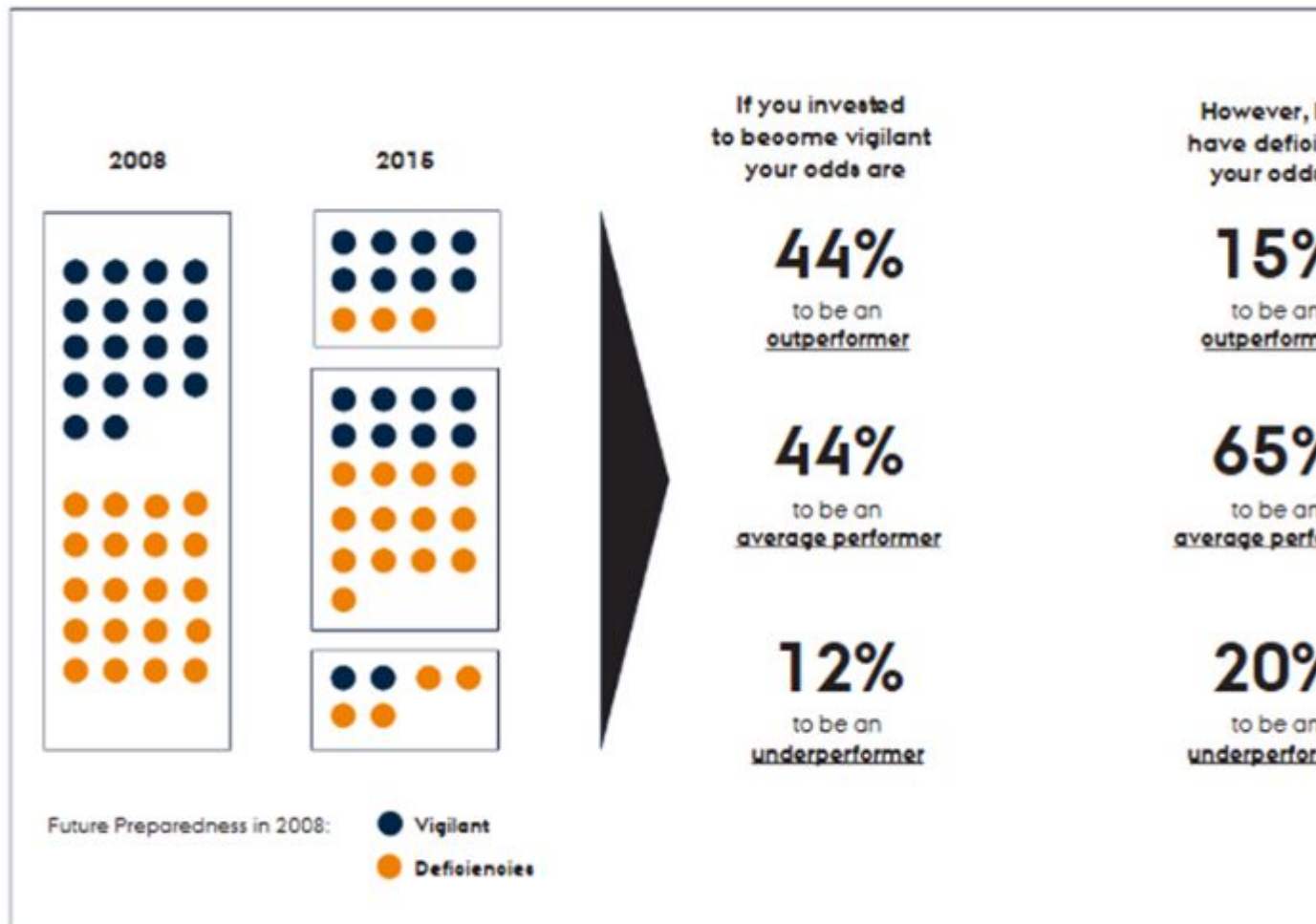
In today's fast-moving business world, staying ahead is vital. Companies that don't see changes coming often fall behind. They struggle to adjust to new customer habits, tech changes, or money issues. This is why **trend analysis** is so powerful. It means understanding where things are going. It's a key tool for making smart choices that help your business grow.

Think of it like having a sharp eye for what's next in business. This helps you act early instead of always trying to catch up.

Here are some compelling **facts** that highlight the importance of foresight and data-driven strategy:

- Companies that implement data-driven decision-making strategies see, on average, a **5-6% increase in productivity**. (Source: *MIT Sloan Management Review*)
- Businesses that leverage advanced analytics are **5 times more likely to gain a competitive edge** than those that do not. (Source: *NewVantage Partners Big Data and AI Executive Survey*)
- Firms with strong data governance and management practices can experience **20% higher revenue growth** and **25% higher profit margins**. (Source: *Capgemini Research Institute*)

Quantifying Foresight: A 2018 study reveals how 'future-prepared' companies outperform competitors in profitability and market value



The chart above illustrates how companies with “vigilant” future preparedness significantly increase their odds of becoming market outperformers. This demonstrates the tangible financial and competitive advantages gained by proactively monitoring and adapting to evolving market conditions.

Ready to gain this foresight and boost your planning? Here are the 10 steps to create a strong trend analysis:

Step 1: Clearly define your objectives

Before you look at any data, you must know why you’re doing a trend analysis. What exact questions do you need answered? Do you want to guess how much a new product will sell? Do you need to understand big changes in what customers like? Or maybe find new threats from competitors?

Clear goals will guide your work. They help you collect the right data and make sure your findings are useful. If you don't have clear goals, you might get lost in too much information. This can lead to an analysis that doesn't help you at all.

Step 2: Gather relevant data

After you know your goals, the next key step is to gather the facts you need. This means looking at information from inside your company, like sales numbers or what customers say. It also means looking outside, at things like market reports, industry news, government numbers, or social media trends.

Good insights come from good and varied information. For help with collecting data, the [U.S. Small Business Administration \(SBA\)](#) offers useful advice on market research.

Step 3: Find key data points and trends

With your data collected, start looking for patterns. Find the most important pieces of information and how they change over time. These are your "key data points."

For example, if you're looking at sales, do sales go up every summer? Has customer interest in eco-friendly products increased steadily over the last five years? Spotting these changes is the first step to understanding what's happening.

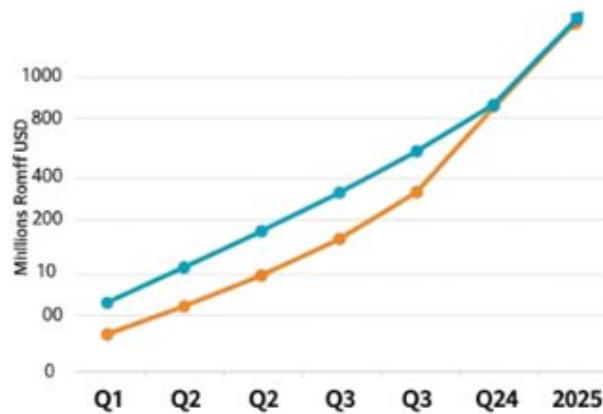
Step 4: Analyze the trends

Now, dig deeper into the patterns you found. What do they mean for your business? Why are these trends happening?

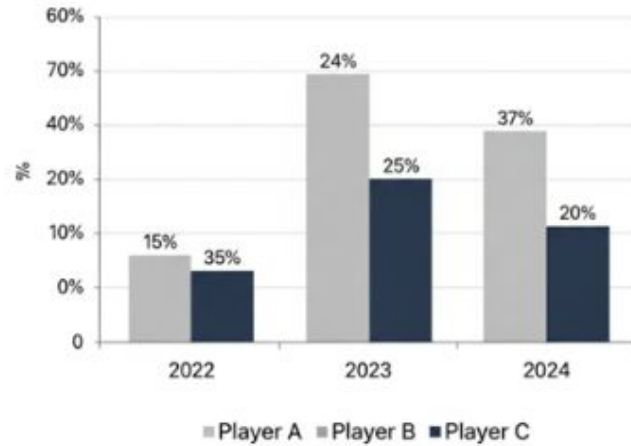
For example, if sales of a certain product are dropping, is it because a new competitor has shown up? Or because customer tastes have changed? Try to find the causes behind the trends. This step helps you understand the "why" behind the "what."

Step 5: Plot and visualize your data

Your Company's Quarterly Revenue Growth, 2022-2025



Market Share Comparison of Key Players (2022-2024)



Now, let's bring that data to life! Utilize various charts and graphs to visually plot your data over time. Line graphs are fantastic for showing changes and trajectories, while bar charts can be great for comparisons across categories over time. Visual representation makes patterns, anomalies, and emerging trends leap out much more easily than sifting through raw numbers alone.

- *As a practical tip, readily available tools like Google Sheets, Microsoft Excel, or dedicated data visualization platforms can help you create these powerful visuals effectively.*

Step 6: Interpret your findings

After you see the trends, what do they mean for your business? Connect the trends to your main goals.

For example, if you see a trend of people buying more online, what does that mean for your store? Should you focus more on your website? This step is about figuring out the main message from your analysis. It's about turning numbers into clear business advice.

Step 7: Consider outside factors (DESTEP Analysis)

Trends don't happen alone. They are shaped by bigger forces. The DESTEP framework helps you look at these outside factors.

- **Demographic:** How are people changing? (e.g., age, population size, where people live)

- **Economic:** How is the economy doing? (e.g., income, prices, jobs)
- **Social:** What are people's values and lifestyles? (e.g., health trends, ethical buying)
- **Technological:** What new tools or innovations are coming out? (e.g., AI, new software)
- **Environmental:** What are the green issues or climate change? (e.g., sustainability, regulations)
- **Political:** What new laws or government rules are there? (e.g., trade laws, tax changes)

Thinking about these areas helps you understand trends fully and see how they might affect your business.

Step 8: Predict future trends

Now, use what you've learned to guess what might happen next. This is not about guessing blindly. It's about making smart predictions based on your data and analysis.

Are current trends likely to continue? Will they speed up or slow down? Are there new trends that might start soon? This step helps you look ahead and prepare for what's coming.

Step 9: Make actionable plans

A trend analysis is only useful if it helps you take action. Based on your predictions, what should your business do?

Should you change your products? Target new customers? Change how you market? Create clear steps your team can follow. This turns insights into real business moves.

Step 10: Watch and adjust

The business world keeps changing. So, trend analysis is not a one-time thing. You need to keep watching the trends and your plans.

Are your predictions still correct? Are your strategies working? Be ready to change your plans as new data comes in. Regular review ensures you stay relevant and competitive.

Frequently Asked Questions (FAQs) about trend analysis

Q1: Why is trend analysis so crucial for small businesses and startups?

For small businesses and startups, trend analysis is vital because it allows them to identify niche opportunities, avoid costly mistakes by anticipating market shifts, and allocate limited resources more effectively. It helps them build a resilient strategy from the ground up, rather than simply reacting to competitors or market forces.

Q2: How often should a business conduct a trend analysis?

The frequency depends on the industry's volatility. For rapidly changing sectors (like tech or fashion), a quarterly or even monthly review of key trends might be necessary. For more

stable industries, an annual deep dive complemented by regular, lighter checks might suffice. Continuous monitoring of key indicators is always recommended.

Q3: What's the biggest mistake businesses make in trend analysis?

The biggest mistake is often failing to translate insights into action, or ignoring trends that contradict existing beliefs. Another common error is relying solely on internal data without considering external macro-environmental factors, leading to a narrow view of the market. Effective trend analysis requires both accurate data and the willingness to adapt.

Q4: Can trend analysis predict the future with certainty?

No, trend analysis cannot predict the future with absolute certainty. It provides educated forecasts and probabilities based on historical patterns and current indicators. Its value lies in reducing uncertainty, enabling proactive planning, and preparing for various potential scenarios, rather than offering a crystal ball.

Embrace the future with powerful trend analysis

In a business landscape where market dynamics can shift at lightning speed, the ability to conduct a thorough and insightful trend analysis is an invaluable asset for any entrepreneur, professional, or established enterprise. By systematically applying these 10 steps, you gain powerful foresight, enhance your decision-making capabilities, and strategically position your business not just to survive, but to truly thrive amidst constant change. Remember, the ultimate goal isn't just to see the future—it's to actively shape it.

Ready to build your future?

Understanding trends is just one powerful step. To translate that foresight into tangible success, you need a clear roadmap. At Excellent Business Plans, we specialize in helping individuals and businesses craft comprehensive, strategic business plans designed to secure funding, guide growth, and navigate market changes effectively.

Take your insights to the next level. Explore our range of [excellent business plan services](#) and discover how a meticulously crafted plan can turn your trend analysis into actionable strategies for success.

References & further reading

- Investopedia – Trend Analysis. Retrieved from <https://www.investopedia.com/terms/t/trendanalysis.asp>
- Harvard Business Review – A Better Way to Spot Trends. Retrieved from <https://hbr.org/2013/07/a-better-way-to-spot-trends>
- McKinsey & Company – Trends that Matter. Retrieved from <https://www.mckinsey.com/business-functions/mckinsey-digital/our-insights/trends-that-matter>
- ResearchGate – Corporate Foresight Benchmarking Report 2018 from

https://www.researchgate.net/publication/325145321_Corporate_Foresight_Benchmarking_Repo

- US. Small Business Administration – Market research and competitive analysis from <https://www.sba.gov/business-guide/plan-your-business/market-rearch-competitive-analysis>
- CFA Institute – Technical Analysis. Retrieved from <https://www.cfainstitute.org/en/research/foundation/2000/technical-analysis>
- ScienceDirect – Journal of Business Research: Trend forecasting and its limitations. Retrieved from <https://www.sciencedirect.com/science/article/abs/pii/S014829631930547>

Category

1. Business Concepts
2. Technology
3. Trends

Date

08/29/2025

Author

moezhassan88